



FAFSA Resource Guide

Created for the 2022-2023 FAFSA

****Student will be completing the 2022-2023 FAFSA****

Documents needed before getting started (both Student and Parent)

- FSA ID
- Social Security Number
- Student Driver's License (if applicable)
- Federal IRS Income Tax Returns from 2020
 - Will be able to transfer this information directly to the FAFSA from the IRS
- Any value documents concerning Assets (only for additional assets outside the home you live in/ own)

Important Links

<u>FSA ID</u>	https://studentaid.gov/fsa-id/create-account/launch
<u>FAFSA</u>	https://studentaid.gov/h/apply-for-aid/fafsa
<u>Student Aid Resources</u>	https://studentaid.gov/resources
<u>PDF Version of the FAFSA</u>	https://studentaid.gov/sites/default/files/2022-23-fafsa.pdf
<u>FAFSA Helpline</u>	1-800-433-3243

Key Terms : [FAFSA Glossary](#)

<u>FAFSA</u>	Free application for Federal Student Aid. Application used to apply for federal student loans, federal grants, and work study. Can also be used by schools for some instate aid and scholarships
<u>FSA ID</u>	The FSA ID is a username and password combination you use to log in to U.S. Department of Education (ED) online systems. This is your legal signature for the FAFSA.
<u>Independent Student</u>	An independent student is at least 24 years old, married, a graduate/ professional student, a veteran, a member of the armed forces, an orphan, a ward of the court, someone with legal dependents (not a spouse), an emancipated minor, or someone who is or at risk of being homeless.
<u>Dependent Student</u>	Student filing with a parent or legal guardian



FAFSA Resource Guide

<u>Federal Loan</u>	A loan is money borrowed from the federal government or a private source like a bank or financial institution, and must be paid back with interest.
<u>Grant</u>	A grant is a monetary gift for people pursuing higher education. It is often based on financial need and does not need to be repaid (unless, for example, you withdraw from school and owe a refund).
<u>Work Study</u>	Federal Work-Study provides part-time jobs for undergraduate and graduate students with financial need. The program encourages community service work and work related to your field of study. To receive funds, you will need to be awarded work study and secure a job.

Frequently Asked Questions

- When does the FAFSA open?*
 - The FAFSA opened on October 1st every year
- How long does the FAFSA take to complete?*
 - It takes on average 5-10 minutes to create a FSA ID
 - It takes on average 45- 60 minutes to complete the FAFSA
- What is the deadline for the 2022-2023 FAFSA?*
 - The Federal FAFSA deadline is June 30th, 2023. Alabama does not have a state deadline but it varies by academic institution. Most deadlines will be in the spring. Make sure to contact the academic institution to confirm deadline dates.
 - If applying for out of state schools, the student will need to check the state deadlines. Click [Here](#) to find deadlines.
- Why do I have to fill out the FAFSA?*
 - The FAFSA provides federal student aid to students going into post secondary education. The FAFSA allows students to receive federal loans, federal grants, work study, and is used by most schools to disperse in state aid as well as scholarships.
 - It is a graduation requirement for all High School Seniors in Alabama.
- What is SAR and how do I access it?*
 - SAR stands for Student aid report. SAR provides high-level estimates of the students eligibility for federal student aid; it is not the financial aid offer.
 - SAR can be accessed starting two weeks after the FAFSA has been submitted.
 - selecting “Log In” on the [FAFSA home page](#)
 - entering your FSA ID; and



FAFSA Resource Guide

- iii. selecting “View or Print your *Student Aid Report* (SAR)” from the “My FAFSA” page.
- 6. *How do I know if I am eligible for financial aid?*
 - a. Every student who has a SSN or alien ID number is eligible for financial aid. The amount of financial aid varies based on expected family contribution.
- 7. *What do I do if my parent(s) does not have a SSN?*
 - a. The parent(s) will not be able to create a FSA ID but they can still sign their portion of the FAFSA by printing off the signature page, signing it, and mailing it to the FAFSA address provided.
 - b. Select signing options on the parent signature page for more information.
 - c. Do not put the parent tax ID number as the SSN, use zeros. 000-00-0000
 - d. For more information visit
<https://studentaid.gov/sites/default/files/financial-aid-and-undocumented-students.pdf>
- 8. *What happens after I submit my FAFSA?*
 - a. The information collected will be sent to the academic institutions that the student listed on the FAFSA. The institutions will calculate the Expected Family Contribution and combine it with the cost of tuition to create a financial aid offer package. The institution will then reach out to the student with the financial aid package.

Additional Resources

Undocumented students	https://studentaid.gov/sites/default/files/financial-aid-and-undocumented-students.pdf
Expected Family Contribution Booklet	https://fsapartners.ed.gov/sites/default/files/2021-08/2223EFCFormulaGuide.pdf
Tax Information Process	https://studentaid.gov/sites/default/files/transfer-tax-info-to-fafsa.png
FSA ID Access (video)	https://www.youtube.com/watch?v=llwnEbOXSGg
Dependency Status	https://studentaid.gov/sites/default/files/dependency-status.png
Student Loan Basics	https://studentaid.gov/sites/default/files/direct-loan-basics-students.pdf



FAFSA Resource Guide

FSA ID: Overview

- *What is a FSA ID?*
 - The FSA ID is a username and password combination you use to log in to U.S. Department of Education (ED) online systems. The FSA ID is the legal signature and shouldn't be created or used by anyone other than the student—not even a parent, a child, a school official, or a loan company representative. You'll use your FSA ID every year you fill out a (FAFSA®) form and for the lifetime of your federal student loans.
- *Dependent Student (most students will be filing as a dependent student)*
 - Student and Parent must both create separate FSA IDs.
 - If the parent has filed previously with an older sibling or for themselves they must use that same FSA ID used to file previously.
- *Independent Student*
 - Only the student will have to create a FSA ID
 - Most students will file as dependent students. There are specific criteria to file as an independent student.

FSA ID: Tips for Getting Started

- Must use an email address that will be accessible in the future. Create a personal email if needed. **Do not use a school email address.**
- Parent and student will need to use different email addresses to create an FSA ID
- Make sure the social security number, name, and birth date all match up with the birth certificate and social security card.
- Keep track of this information including FSA ID, password, and security questions. This information will be used again every year the FAFSA is renewed.



FAFSA Resource Guide

FSA ID: How to create a FSA ID (5-10 minutes)

- Visit <https://studentaid.gov/fsa-id/create-account/launch> or <https://studentaid.gov/h/apply-for-aid/fafsa> to get started. Both links can be used to create an FSA ID.

Provided below is a screenshot of the FSA ID Webpage

- Click “Getting Started”
- Fill out the information that the FSA ID requires. It will ask you to fill out your name (name on your birth certificate), SSN, date of birth, as well as some demographic information.
- Follow the prompts given. Make sure to keep track of the username (FSA ID), password, and security questions.
- A confirmation email will be sent once completed.
- Repeat the process for both parent and student FSA ID.

**** The FSA ID can be found under settings> personal information> username. Username and FSA ID are the same. ****

FSA ID: How do I retrieve my FSA ID?

- Follow the link- <https://studentaid.gov/fsa-id/sign-in/retrieve-username> or click on “forgot Username” on the FSA ID log in page
- From there the student/ parent can enter either the email address, phone number, or their challenge questions to retrieve their FSA ID.
 - The student/ parent will have to enter their date of birth for the phone number and email address option. For the challenge question option, they will have to enter date of birth AND SSN.



FAFSA Resource Guide

- Follow the prompts given.
- If this does not work, call the FAFSA help line at 1-800-433-3243

FAFSA Overview

- *What is FAFSA?*
 - Free application for Federal Student Aid. Application used to apply for federal student loans, federal grants, and work study. Can also be used by schools for some instate aid and scholarships
 - **FAFSA must be completed every year the student wants financial aid.**
- *What are the deadlines?*
 - **The FAFSA opens up every year on October 1st.**
 - The federal deadline for the FAFSA is June 30, 2023. The FAFSA should be completed well before this. This deadline is for students who are starting college in the second semester and for students who need to amend their previously submitted FAFSA.
 - There is no set deadline for the state of Alabama. It varies by academic institution. The student will need to contact the schools they applied to or interested in attending to find out the deadline. Most school deadlines are in the spring.
 - Helpful Tip- Ask the school “ *Is it the deadline date the date your FAFSA form is processed or the date the college receives your processed FAFSA data?*”
- *What will I need to fill out the FAFSA?*
 - FSA ID
 - Social Security Number
 - Student Driver’s License (if applicable)
 - Federal IRS Income Tax Returns from 2020
 - Will be able to transfer this information directly to the FAFSA from the IRS
 - Any value documents concerning Assets (only for additional assets outside the home you live in/ own)

FAFSA: Getting Started

- Before starting the FAFSA both parent and student will need a FSA ID.
- The FAFSA can be completed at the following places
 - <https://studentaid.gov/h/apply-for-aid/fafsa>
 - The MyStudentAid Mobile App
- “YOU” on the FAFSA always refers to the student unless otherwise noted
- FAFSA will take approximately 60 minutes to complete.



FAFSA Resource Guide

FAFSA: Step by Step Guide (60+ minutes)

All Screenshots were taken from the FAFSA Demo Guide using a demo student information: Abe Lastname

1. Open the FAFSA web page and select the option that applies. “Start here” was selected for the purpose of this demo

The screenshot shows the FAFSA website homepage. At the top, the URL is studentaid.gov/h/apply-for-aid/afsa. Below the navigation bar, there are two main sections. On the left, 'Complete the FAFSA® Form' with a subtext 'Use the Free Application for Federal Student Aid (FAFSA®) form to apply for financial aid for college or graduate school.' On the right, 'New to the FAFSA® Process?' with a subtext 'Completing the FAFSA form is free. Fill it out now.' and a 'Start Here' button. Below that, 'Returning User?' with options 'Correct info | Add a school' and 'View your Student Aid Report (SAR)', and a 'Log In' button.

2. Select the best option that applies. “I am a student and want to access the FAFSA form” was selected

The screenshot shows the 'Welcome to the FAFSA® Form' page. It asks 'Tell us about yourself.' and provides three radio button options: 'I am a student and want to access the FAFSA form.' (selected), 'I am a parent filling out a FAFSA form for a student.', and 'I am a preparer helping a student fill out his or her FAFSA form.' The page also includes a 'Help' link and an 'Exit FAFSA Form' link. At the bottom, there is a footer with 'OMB No. 1845-0001 • Form Approved • App. Exp. 8/31/2022' and a Windows taskbar showing the time as 61°F.



FAFSA Resource Guide

3. Log in using the student FSA ID and password

gov/fafsa-app/DEMO_SIGN_IN

Federal Student Aid
AN OFFICE OF THE U.S. DEPARTMENT OF EDUCATION

Log In

Student's FSA ID Username, Email Address, or Mobile Number

[Forgot Username](#) | [Create an FSA ID](#)

Student's FSA ID Password

[Show](#) | [Forgot Password](#)

Log In

or

[Create Account](#)

Federal Student Aid
AN OFFICE OF THE U.S. DEPARTMENT OF EDUCATION

PROUD SPONSOR OF
THE AMERICAN MIND®

[Twitter](#) [Facebook](#) [Instagram](#) [LinkedIn](#) [YouTube](#) [Notices](#) | [usa.gov](#) | [ed.gov](#)

4. Select "Start 2022-2023 FAFSA Form"

Get Started

[Help](#)[Exit FAFSA Form](#)

Welcome to Abe Lastname's application!

Fill out your FAFSA form!

To receive federal student financial aid, you need to fill out a FAFSA form every school year. Let's get started.

For which school year are you applying for financial aid?

If you are applying for a summer session or just don't know which application to complete, check with the college you are planning to attend.

[Which school year should I choose?](#)

Start 2022–23 FAFSA Form

or

Start 2021–22 FAFSA Form

FSA ID Status:

Last Successful FSA ID Log In: 10:09, 11/17/2021

Matched

[Manage FSA ID](#)

You can use your FSA ID to sign your FAFSA® form electronically or make corrections to your FAFSA form.



FAFSA Resource Guide

5. Create a 4 digit save pin. This is important because this pin is how the parent(s) will be able to access the student FAFSA to sign. This is also used to save the FAFSA if can't be completed in one sitting

2022–23 FAFSA® Form

[Help](#) [Exit FAFSA Form](#)

Start Student's 2022–23 FAFSA® Form

Create a save key.

The save key is for temporary use for you or your parent to return and complete this specific FAFSA form.

Create a Save Key

 [Show](#) [?](#)

Reenter Save Key

 [Show](#) [?](#)[Previous](#)[Continue](#)

6. Select Continue. Federal Student aids provides resource before getting started

Introduction - 2022–23 FAFSA® Form

Let's get started!

Review the resources below to help complete your FAFSA form.

[Expand All](#)

How can I get help completing my FAFSA® form?	?
How many steps does it take to complete my FAFSA® form?	?
How long will it take to complete my FAFSA® form?	?
Can I save my FAFSA® form if I can't finish it?	?
What documents do I need to complete the FAFSA® form?	?
How do I sign the FAFSA® form?	?
What is FAFSA web's security and privacy?	?

[Continue](#)



FAFSA Resource Guide

7. Confirm the student information and select continue. This information was transferred from the information entered for the FSA ID.

Federal Student Aid

2022–23 FAFSA® Form

FAFSA Home Help Save FAFSA Form Review FAFSA Form Reset FAFSA Form Exit FAFSA Form

1 Student Demographics 2 School Selection 3 Dependency Status 4 Parent Demographics 5 Parent Financials 6 Student Financials 7 Sign & Submit

STUDENT INFORMATION

Personal Information for Student

1 Because the FAFSA® form belongs to the student, "you" and "your" always (unless otherwise noted) refer to the student.

Your Social Security Number
***-**-2014 ⓘ

Your First Name
Abe ⓘ

Your Middle Initial
ⓘ

Your Last Name
Lastname ⓘ

Your Date of Birth
Month: 11 Day: 02 Year: 2003 ⓘ

Previous Continue

8. Select the option that applies and click continue

2022–23 FAFSA® Form

FAFSA Home Help Save FAFSA Form Review FAFSA Form Reset FAFSA Form Exit FAFSA Form

1 Student Demographics 2 School Selection 3 Dependency Status 4 Parent Demographics 5 Parent Financials 6 Student Financials 7 Sign & Submit

STUDENT INFORMATION

Student Residency and Eligibility

Have you lived in Maryland for at least 5 years? ⓘ

☒ Yes
☐ No

Are you a U.S. citizen?
Yes, I am a U.S. citizen (or U.S. national). ⓘ

Previous Continue



FAFSA Resource Guide

9. Select the option that applies. Most high school students will select the same answers as in the screenshot. **Work-Study:** Federal Work-Study provides part-time jobs for undergraduate and graduate students with financial need. The program encourages community service work and work related to your field of study. To receive funds, you will need to be awarded work study and secure a job.

Click continue.

STUDENT INFORMATION

Student Education

What will your high school completion status be when you begin college in the 2022-23 school year?

High school diploma

What college degree or certificate will you be working on when you begin the 2022-23 school year?

1st bachelor's degree

Will you have your first bachelor's degree before you begin the 2022-23 school year?

☐ Yes

☒ No

What will your college grade level be when you begin the 2022-23 school year?

Never attended college/1st yr.

Are you interested in being considered for work-study?

☒ Yes

☐ No

☐ Don't know

Previous Continue

Are you interested in being considered for work-study?

This is question 31 on the *Free Application for Federal Student Aid (FAFSA®)* PDF.

The Federal Work-Study Program provides jobs for undergraduate and graduate students with financial need, allowing them to earn money to help pay for educational expenses.

Select "Yes" if you're interested in being considered for a work-study job. Selecting this response doesn't guarantee that you'll be offered a Federal Work-Study job.

Select "No" if you aren't interested in being considered for a work-study job.

Select "Don't know" if you don't know if you're interested in being considered for a work-study job.

All students will be considered for federal student grants and loans. You can decline any financial aid that is offered to you, including a Federal Work-Study job.

Is this answer helpful?

Previous Continue



FAFSA Resource Guide

10. The next question asks about selective service. Selective Service in the United States Military Draft. Student aid will not be affected based on the answer. It will also give the option to sign up for selective service if the student identifies as male and is not already registered. Select continue after answering.

2022-23
FAFSA® Form

[FAFSA Home](#) | [Help](#) | [Save FAFSA Form](#) | [Review FAFSA Form](#) | [Reset FAFSA Form](#) | [Exit FAFSA Form](#)

1
Student Demographics

2
School Selection

3
Dependency Status

4
Parent Demographics

5
Parent Financials

6
Student Financials

7
Sign & Submit

STUDENT INFORMATION
Student Selective Service

Are you male or female? ⓘ

☒ Male

☐ Female

ⓘ

Most male citizens and immigrants must register with the Selective Service System. Your registration status does not affect your eligibility for federal student aid.

Are you registered with the Selective Service System? ⓘ

☐ Yes

☐ No

Previous

Continue

11. Enter the student's driver's license number if applicable (student). Click continue.

FederalStudentAid

2022-23
FAFSA® Form

[FAFSA Home](#) | [Help](#) | [Save FAFSA Form](#) | [Review FAFSA Form](#) | [Reset FAFSA Form](#) | [Exit FAFSA Form](#)

1
Student Demographics

2
School Selection

3
Dependency Status

4
Parent Demographics

5
Parent Financials

6
Student Financials

7
Sign & Submit

STUDENT INFORMATION
Student Driver's License

Your Driver's License Number (if you have one)

Your Driver's License State

Select

Previous

Continue



FAFSA Resource Guide

12. Select the High School the student currently attends. They can search it by state and city. Select the full name of the high school. *I.e.- Parker High School would be A.H. Parker High School.* Click continue once selecting the school. The student demographic section is complete. The student will move on to “School Selection”.

STUDENT INFORMATION

Add Your High School

i Because the FAFSA® form belongs to the student, “you” and “your” always (unless otherwise noted) refer to the student.

i To add your high school to your application, select it from the list of results below and then select “Continue.”

State / Province / Territory

Alabama

My country is not listed.

City - optional

Birmingham

High School Name - optional

Huffman High School

Search

Search Results 1 to 10 of 79

SORT BY: Best Match A-Z

<input type="radio"/>	Huffman High Schoolmagnet Birmingham, AL
<input type="radio"/>	City High Sch Birmingham, AL
<input type="radio"/>	Hayes High Sch Birmingham, AL
<input type="radio"/>	...



FAFSA Resource Guide

13. The student will enter in the colleges, universities, and trade schools that they applied to or are interested in. Once the student has been accepted into school(s), the schools they enter will receive their FAFSA information so that the institution can create an Offer Letter. **The student can enter up to 10 academic institutions at this time.** After they submit your FAFSA and it is processed, the student can go back in and add more schools if needed. After searching and selecting a school, it will ask the student their housing plans (on campus or off campus). Select the option that applies. Click “add more schools” to add more schools after each school entered. Click continue when finished.

The screenshot shows the FAFSA application progress bar at the top with seven steps: 1. Student Demographics (checked), 2. School Selection (active), 3. Dependency Status, 4. Parent Demographics, 5. Parent Financials, 6. Student Financials, and 7. Sign & Submit.

Below the progress bar, the section is titled "STUDENT INFORMATION" and "College Search".

Three informational boxes are present:

- Box 1: "Abe, based on the information you provided, we've determined that you may qualify for federal student aid. Continue through the application for us to determine how much aid you can receive."
- Box 2: "Here's where you'll search for the colleges to which you'd like to send your FAFSA® information. You can add up to 10 colleges at a time to your FAFSA form. [Learn what to do if you're applying to more than 10 colleges.](#)
Make sure you add ALL colleges you're interested in, even if you haven't applied or been accepted yet."
- Box 3: "Complete the fields below to search for a college to add to your FAFSA® form. Need help refining your search? [Try these search tips.](#)"

The search form has two tabs: "Search by School Name, City, State" (selected) and "Search by Federal School Code".

Fields in the search form:

- State: A dropdown menu with "Alabama" selected.
- City - optional: A text input field with "birmingham" entered.
- School Name - optional: An empty text input field.

A "Search" button is located at the bottom of the form.



FAFSA Resource Guide

Search

1 out of 10 schools selected.

Search Results 1 to 6 of 6

SORT BY: Best Match A-Z

<input type="checkbox"/>	Birmingham Southern College Federal School Code: 001012 Birmingham, AL View College Info
<input type="checkbox"/>	Jefferson State Community College Federal School Code: 001022 Birmingham, AL View College Info
<input type="checkbox"/>	Lawson State Community College Federal School Code: 001059 Birmingham, AL View College Info
<input type="checkbox"/>	Samford University Federal School Code: 001036 Birmingham, AL View College Info
<input checked="" type="checkbox"/>	University of Alabama at Birmingham Federal School Code: 001052 Birmingham, AL View College Info
<input type="checkbox"/>	Virginia College Federal School Code: 030106 Birmingham, AL View College Info

< Previous 1 Next >

Previous

Continue

Federal Student Aid

2022–23 FAFSA® Form

[FAFSA Home](#) [Help](#) [Save FAFSA Form](#) [Review FAFSA Form](#) [Reset FAFSA Form](#) [Exit FAFSA Form](#)

✓ Student Demographics 2 School Selection 3 Dependency Status 4 Parent Demographics 5 Parent Financials 6 Student Financials 7 Sign & Submit

STUDENT INFORMATION

Selected Colleges and Housing Info

01

University of Alabama at Birmingham
Federal School Code: 001052 | Birmingham, AL | [View College Info](#)

Housing Plan
Select Housing Plan
Select Housing Plan
On Campus
With Parent
Off Campus

Remove

+ Add More Schools

[Compare All Schools](#)

Previous

Continue



FAFSA Resource Guide

14. The student will select their marital status. Most students will select “single”. Click continue.

Federal Student Aid

2022–23 FAFSA® Form

FAFSA Home Help Save FAFSA Form Review FAFSA Form Reset FAFSA Form Exit FAFSA Form

Student Demographics School Selection **3 Dependency Status** 4 Parent Demographics 5 Parent Financials 6 Student Financials 7 Sign & Submit

STUDENT INFORMATION

Student Marital Status

1 Because the FAFSA® form belongs to the student, “you” and “your” always (unless otherwise noted) refer to the student.

What is your marital status as of today?

Single

Previous Continue

15. This question asks about how many dependents the student has. Most students will select no to both questions unless they have dependents.

2022–23 FAFSA® Form

FAFSA Home Help Save FAFSA Form Review FAFSA Form Reset FAFSA Form Exit FAFSA Form

Student Demographics School Selection **3 Dependency Status** 4 Parent Demographics 5 Parent Financials 6 Student Financials 7 Sign & Submit

STUDENT INFORMATION

Does the student have dependents?

Dependent Children

Do you now have or will you have children who will receive more than half of their support from you between July 1, 2022, and June 30, 2023? ?

☐ Yes

☒ No

Other Dependents

Do you have dependents (other than your children or spouse) who live with you and who receive more than half of their support from you, now and through June 30, 2023? ?

☐ Yes

☒ No

Previous Continue



FAFSA Resource Guide

16. This question will determine if the student will be filing as an independent student or dependent student. The student will only be considered an independent student if they select any of the options below. Select “none of the above” if none of the options apply and select continue. Most students will file as a dependent student. If the parent does not want to sign but the student does not fall within the independent status select “none of the above”. The following question will ask if the student wants to provide their parent’s information which they can select “no” under special circumstances.

The screenshot shows the FAFSA 2022-23 Dependency Status question. The progress bar at the top indicates the following steps: Student Demographics (checked), School Selection (checked), Dependency Status (current step, marked with a blue circle and number 3), Parent Demographics (marked with a blue circle and number 4), Parent Financials (marked with a blue circle and number 5), Student Financials (marked with a blue circle and number 6), and Sign & Submit (marked with a blue circle and number 7).

STUDENT INFORMATION
Student Additional Dependency Questions

Answer the following questions to determine if you are required to provide information about your parents on your FAFSA® form. Select all that apply or “None of the above.” ⓘ

- ☐ Are you currently serving on active duty in the U.S. armed forces for purposes other than training?
- ☐ Are you a veteran of the U.S. armed forces?
- ☐ At any time since you turned age 13, were both your parents deceased, were you in foster care, or were you a dependent or ward of the court?
- ☐ As determined by a court in your state of legal residence, are you or were you an emancipated minor?
- ☐ Does someone other than your parent or stepparent have legal guardianship of you, as determined by a court in your state of legal residence?
- ☐ None of the above

Previous Continue

17. Select the option that applies and click continue.

The screenshot shows the FAFSA 2022-23 Student Homelessness Filter Question. The progress bar at the top indicates the following steps: Student Demographics (checked), School Selection (checked), Dependency Status (current step, marked with a blue circle and number 3), Parent Demographics (marked with a blue circle and number 4), Parent Financials (marked with a blue circle and number 5), Student Financials (marked with a blue circle and number 6), and Sign & Submit (marked with a blue circle and number 7).

Federal Student Aid
2022-23
FAFSA® Form

FAFSA Home ⓘ Help ⓘ Save FAFSA Form ⓘ Review FAFSA Form ⓘ Reset FAFSA Form ⓘ Exit FAFSA Form ⓘ

STUDENT INFORMATION
Student Homelessness Filter Question

On or after July 1, 2021, were you homeless or were you self-supporting and at risk of being homeless? ⓘ

- ☐ Yes
- ☐ No

Previous Continue



FAFSA Resource Guide

18. Select the option that applies best. If the parent does not want to provide information, select “I am unable to provide information about my parent (s)”. This option will skip the parent information section and take the student directly to “student financials”. Most students will select “I will provide information about my parents” and move on to the “parent demographic” section. Click continue.

2022–23
FAFSA® Form

[FAFSA Home](#) [Help](#) [Save FAFSA Form](#) [Review FAFSA Form](#) [Reset FAFSA Form](#) [Exit FAFSA Form](#)

✓ Student Demographics

✓ School Selection

3 Dependency Status

4 Parent Demographics

5 Parent Financials

6 Student Financials

7 Sign & Submit

STUDENT INFORMATION
Dependent Student Status

Based on your answers to the dependency status questions, you are considered a “**dependent**” student. This means you must provide **parental** information. Select the “I will provide information about my parent(s)” option and “Continue” to continue filling out your FAFSA® form.

If you have a special circumstance and are unable to provide parental information under very limited circumstances, you may be able to submit your FAFSA® form without parental information. Select the “I am unable to provide information about my parent(s)” option and “Continue” for additional information. ⓘ

☒ I will provide information about my parent(s).

☐ I am unable to provide information about my parent(s).

Previous

Continue

19. FAFSA provides parent resources before continuing on. FAFSA considered a parent to be a biological parent or a legal (court appointment) guardian. The student will not be able to file with anyone other than those two options. Click continue.

2022–23
FAFSA® Form

[FAFSA Home](#) [Help](#) [Save FAFSA Form](#) [Review FAFSA Form](#) [Reset FAFSA Form](#) [Exit FAFSA Form](#)

✓ Student Demographics

✓ School Selection

✓ Dependency Status

4 Parent Demographics

5 Parent Financials

6 Student Financials

7 Sign & Submit

PARENT INFORMATION
Whose Information Should I Provide?

ⓘ

For additional assistance determining what parent information to report on the FAFSA® form, refer to Who's my Parent When Filling Out the FAFSA form? fact sheet.

Since you have been identified as a dependent student, you will need to provide information about your parent(s). You must identify and report information about your parent(s) even if you don't live with him or her. Use the following criteria to determine whose information you should report in the “Parent Demographics” and “Parent Financials” sections of the FAFSA® form:

My parents live together (married or unmarried).

My parents are divorced or separated, and I live with one parent more than the other.

My parents are divorced or separated, and I live with both parents equally.

I was legally adopted.

Previous

Continue



FAFSA Resource Guide

20. Select the option that applies. Click continue. If parents are married, a follow up question will ask if you want to provide both parents information or just one. Only one parent will have to sign. If the student is only providing one parents information, they can select either mother or father to continue.

2022–23 FAFSA® Form

[FAFSA Home](#) [Help](#) [Save FAFSA Form](#) [Review FAFSA Form](#) [Reset FAFSA Form](#) [Exit FAFSA Form](#)



PARENT INFORMATION

Parent Marital Status

i Because the FAFSA® form belongs to the student, "you" and "your" always (unless otherwise noted) refer to the student.

As of today, what is the marital status of your parents?

Select ?

[Previous](#)

[Continue](#)



FAFSA Resource Guide

21. Provide the parent information. *For the purpose of this demo, only the mother's information was provided.* Click continue.

2022–23
FAFSA® Form

FAFSA Home | Help | Save FAFSA Form | Review FAFSA Form | Reset FAFSA Form | Exit FAFSA Form

Student Demographics | School Selection | Dependency Status | **Parent Demographics** | Parent Financials | Student Financials | Sign & Submit

PARENT INFORMATION
Enter Information for Your Mother

Your Mother's Social Security Number

Your Mother's Last Name

Your Mother's First Initial

Your Mother's Date of Birth
Month Day Year

Your Mother's Email Address

Previous Continue

22. Enter in the number of dependents the parent(s) claimed on their taxes. The first question is regarding the number of children claimed on the parent's taxes. The second question refers to the number of dependents the parents claimed on their taxes excluding children.

FAFSA® Form

Student Demographics | School Selection | Dependency Status | **Parent Demographics** | Parent Financials | Student Financials | Sign & Submit

PARENT INFORMATION
Enter Information for Your Mother's Dependents

i Do not include yourself (the student).

How many other dependent children does your mother have?
Include your mother's other dependent children if they

- will rely on your mother for more than half of their financial support between July 1, 2022 and June 30, 2023;
- or
- can answer "no" to every dependency status question on the FAFSA® form.

How many other dependents does your mother have?
Include your mother's other dependents if they

- now live with your mother,
- currently receive more than half of their support from your mother,
- and
- will continue to receive more than half of their financial support from your mother between July 1, 2022 and June 30, 2023.

Previous Continue



FAFSA Resource Guide

23. *Numbers provided are example numbers.* Provide the number of dependents who will be in college during the time frame listed. This does not include parents but the student is included. The number listed should be at least 1(student). Click continue.

2022–23 FAFSA® Form

[FAFSA Home](#) | [Help](#) | [Save FAFSA Form](#) | [Review FAFSA Form](#) | [Reset FAFSA Form](#) | [Exit FAFSA Form](#)

✓ Student Demographics ✓ School Selection ✓ Dependency Status **4** Parent Demographics 5 Parent Financials 6 Student Financials 7 Sign & Submit

PARENT INFORMATION

Parent Household Information

	Your household size is 4 .		
	You:	Your Mother:	Other Dependent Children of Your Parent(s)
	1	1	2

Number in College

Out of the 3 dependents in your mother's household (as shown above), how many will be college students between July 1, 2022 and June 30, 2023? **DO NOT include your mother but DO include yourself** and other members of the household.

[Previous](#)

[Continue](#)



FAFSA Resource Guide

24. Select the options that apply. The student will select which tax form their parents filed in 2020. Tax information can be transferred via the IRS by clicking “proceed to the IRS”. Follow the prompts given to transfer tax information. There is also the option to manually enter the tax information.

25. The parents will have to use their FSA ID to log into the IRS retrieval tool. From here the parent will be directed to the IRS website to follow the prompts given.




FAFSA Resource Guide

26. Provide the necessary information for the additional tax questions. If none of the questions apply, enter “0”.


PARENT INFORMATION

Parent Questions for Tax Filers Only

 Please provide a valid response for all questions. If there is nothing to report, the answer should be zero.

Did your mother have any of the following items in 2020? Enter amounts for all that apply.

Combat pay or special combat pay. **This should be zero for enlisted persons and warrant officers** (including commissioned warrant officers) because combat pay is entirely nontaxable. Only enter **taxable combat pay** included in your mother's adjusted gross income.

\$.00 

Student college grant and scholarship aid reported to the IRS in your mother's income. Includes AmeriCorps benefits (awards, living allowances, and interest accrual payments), as well as grant and scholarship portions of fellowships and assistantships.

\$.00 

Education credits (*American Opportunity Tax Credit* or *Lifetime Learning Tax Credit*) from 1040 Schedule 3-line 3.

\$.00 

Untaxed portions of IRA distributions and pensions from IRS Form 1040— (lines 4a + 5a) minus (lines 4b + 5b). **Exclude rollovers.** If negative, enter a zero here.

\$.00 

IRA deductions and payments to self-employed SEP, SIMPLE, Keogh, and other qualified plans from IRS form 1040 Schedule 1-total of lines 15+19.

\$.00 

Tax exempt interest income from IRS Form 1040-line 2a.

\$.00 

[Previous](#)

[Continue](#)



FAFSA Resource Guide

27. Provide the necessary information. Enter in “0” if these questions do not apply. Click continue.

Federal Student Aid
U.S. DEPARTMENT OF EDUCATION

2022–23 FAFSA® Form

[FAFSA Home](#) [Help](#) [Save FAFSA Form](#) [Review FAFSA Form](#) [Reset FAFSA Form](#) [Exit FAFSA Form](#)

✓
Student Demographics

✓
School Selection

✓
Dependency Status

✓
Parent Demographics

5
Parent Financials

6
Student Financials

7
Sign & Submit

PARENT INFORMATION

Parent Additional Financial Info

⚠ Please provide a valid response for all questions. If there is nothing to report, the answer should be zero.

Did your mother have any of the following items in 2020? Enter amounts for all that apply.

Child support your mother paid because of divorce or separation or as a result of a legal requirement. Don't include support for children in your mother's household.

\$.00 ⓘ

Earnings from work under a Cooperative Education Program offered by a college.

\$.00 ⓘ

Taxable earnings from need-based employment programs, such as Federal Work-Study and need-based employment portions of fellowships and assistantships.

\$.00 ⓘ

[Previous](#)

[Continue](#)

28. Provide information for untaxed income. Enter “0” if it does not apply. Click continue.

O/CYCLE2223_APPLICATION/PARENTS_FINANCES/12;direction=next

✓
Student Demographics

✓
School Selection

✓
Dependency Status

✓
Parent Demographics

5
Parent Financials

6
Student Financials

7
Sign & Submit

PARENT INFORMATION

Parent Untaxed Income

⚠ Please provide a valid response for all questions. If there is nothing to report, the answer should be zero.

Did your mother have any of the following items in 2020? Enter amounts for all that apply.

Child support received for all children. Do not include foster care or adoption payments.

\$.00 ⓘ

Housing, food, and other living allowances paid to members of the military, clergy, and others (including cash payments and cash value of benefits). Do not include the value of on-base military housing or the value of a basic military allowance for housing.

\$.00 ⓘ

Payments to tax-deferred pension and retirement savings plans (paid directly or withheld from earnings), including, but not limited to, amounts reported on the W-2 Form in Boxes 12a through 12d, codes D, E, F, G, H, and S. **Don't include** amounts reported in code DD (employer contributions toward employee health benefits).

\$.00 ⓘ

Veterans noneducation benefits such as Disability, Death Pension, or Dependency and Indemnity Compensation (DIC); and/or VA Educational Work-Study allowances.

\$.00 ⓘ

Other untaxed income not reported, such as workers' compensation, disability benefits, etc.

\$.00 ⓘ

[Previous](#)

[Continue](#)



FAFSA Resource Guide

29. The student can select “skip the following questions” if they do not have any addition assets excluding the home they own/ live in.

The screenshot shows the 2022-23 FAFSA Form interface. At the top, the Federal Student Aid logo is visible. Below it, the title "2022-23 FAFSA® Form" is displayed. A progress bar shows the following steps: Student Demographics (checked), School Selection (checked), Dependency Status (checked), Parent Demographics (checked), Parent Financials (current step, marked with a blue circle and number 3), Student Financials (marked with a blue circle and number 4), and Sign & Submit (marked with a blue circle and number 7). The "Parent Financials" section is titled "PARENT INFORMATION" and "Parent Assets". It asks, "Do you want to skip questions about your mother's assets?" with radio button options for "Yes" (selected) and "No". At the bottom of the section are "Previous" and "Continue" buttons.

30. In this section, the student will fill out information regarding student taxes. Most students have not filed taxes so they will select “not going to file” and click continue. If they have filed taxes, they have to transfer their tax information using the IRS retrieval tool. (same process as parent tax retrieval)

The screenshot shows the 2022-23 FAFSA Form interface, specifically the "Student Tax Filing Status" section. The progress bar at the top shows the following steps: Student Demographics (checked), School Selection (checked), Dependency Status (checked), Parent Demographics (checked), Parent Financials (checked), Student Financials (current step, marked with a blue circle and number 5), and Sign & Submit (marked with a blue circle and number 7). The "Student Financials" section is titled "STUDENT INFORMATION" and "Student Tax Filing Status". It includes an "Attention!" warning: "You must provide financial information from your 2020 tax return on the following pages." Below this is an information icon and text: "Because the FAFSA® form belongs to the student, 'you' and 'your' always (unless otherwise noted) refer to the student." A dropdown menu asks, "For 2020, have you completed your IRS income tax return or another tax return?" with the option "Not going to file" selected. Below the dropdown is a box titled "IRS Data Retrieval Tool" with the IRS logo. The text inside the box states: "Based on your responses, you are not eligible to transfer your information from the IRS into this FAFSA® form. Select 'Continue.'" At the bottom of the section are "Previous" and "Continue" buttons.



FAFSA Resource Guide

31. Provide any additional financial information. If it does not apply enter “0”.

Federal Student Aid
2022–23
FAFSA® Form

FAFSA Home Help See FAFSA Form Review FAFSA Form Reset FAFSA Form Exit FAFSA Form

Student Demographics School Selection Dependency Status Parent Demographics Parent Financials **Student Financials** Sign & Submit

STUDENT INFORMATION
Student Additional Financial Info

Please provide a valid response for all questions. If there is nothing to report, the answer should be zero.

Did you have any of the following items in 2020? Enter amounts for all that apply.

Child support you paid because of divorce or separation or as a result of a legal requirement. Don't include support for children in your household.

\$ 0 .00

Earnings from work under a Cooperative Education Program offered by a college.

\$ 0 .00

Taxable earnings from need-based employment programs, such as Federal Work-Study and need-based employment portions of fellowships and assistantships.

\$ 0 .00

Previous Continue

32. Provide information regarding student untaxed income. Enter “0” if it does not apply. Click continue.

CYCLE2223_APPLICATION/STUDENT_FINANCES/12;direction=next

Student Demographics School Selection Dependency Status Parent Demographics Parent Financials **Student Financials** Sign & Submit

STUDENT INFORMATION
Student Untaxed Income

Please provide a valid response for all questions. If there is nothing to report, the answer should be zero.

Did you have any of the following items in 2020? Enter amounts for all that apply.

Child support received for all children. Do not include foster care or adoption payments.

\$ 0 .00

Housing, food, and other living allowances paid to members of the military, clergy, and others (including cash payments and cash value of benefits). Do not include the value of on-base military housing or the value of a basic military allowance for housing.

\$ 0 .00

Payments to tax-deferred pension and retirement savings plans (paid directly or withheld from earnings), including, but not limited to, amounts reported on the W-2 Form in Boxes 12a through 12d, codes D, E, F, G, H, and S. Don't include amounts reported in code DD (employer contributions toward employee health benefits).

\$ 0 .00

Veterans noneducation benefits such as Disability, Death Pension, or Dependency and Indemnity Compensation (DIC) and/or VA Educational Work-Study allowances.

\$ 0 .00

Other untaxed income not reported, such as workers' compensation, disability benefits, etc.

\$ 0 .00

Money received, or paid on your behalf (e.g., bills), not reported elsewhere on this form. This includes money that you received from a parent or other person whose financial information is not reported on this form and that is not part of a legal child support agreement.

\$ 0 .00

Previous Continue



FAFSA Resource Guide

33. Select yes if the student does not have any assets. Click Continue.

2022–23
FAFSA® Form

FAFSA Home Help Save FAFSA Form Review FAFSA Form Reset FAFSA Form Exit FAFSA Form

Student Demographics School Selection Dependency Status Parent Demographics Parent Financials **Student Financials** Sign & Submit

STUDENT INFORMATION

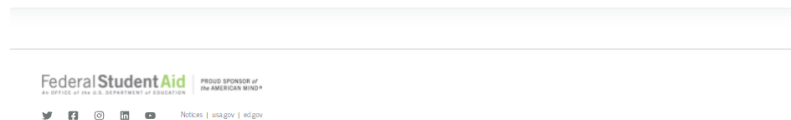
Student Assets

Do you want to skip questions about your assets? ⓘ

☒ Yes

☐ No

Previous Continue



34. This is the final section where the student will sign their portion of the FAFSA. The student will be provided with a summary of their answers. Review and make any edits necessary before moving on.

/CYCLE2223_APPLICATION/SIGN_SUBMIT/2

Allowances (question 44f)	
Student's Payments to Tax-Deferred Pensions and Retirement Savings (question 44a)	\$0
Student's Veterans Noneducation Benefits (question 44g)	\$0
Student's Other Untaxed Income or Benefits (question 44h)	\$0
Money Received or Paid on Student's Behalf (question 44i)	\$0
Do you want to skip the student's asset questions?	Yes
Student's Total of Cash, Savings, and Checking Accounts (question 40)	
Student's Net Worth of Current Investments (question 41)	
Student's Net Worth of Businesses/ Investment Farms (question 42)	

SECTION 7 Sign and Submit ⓘ

Preparer's Social Security Number (question 104)	
Preparer's Employer Identification Number (question 105)	

Print This Page

Previous Continue



FAFSA Resource Guide

35. Please read the following carefully and agree to the terms before signing the student portion of the FAFSA. Select “sign FAFSA form” to sign FAFSA.

/CLE2223_APPLICATION/SIGN_SUBMIT/4;direction=next

and/or any other credential or by signing a signature page and mailing it to us, YOU, THE STUDENT, certify that you

1. will use federal and/or state student financial aid only to pay the cost of attending an institution of higher education,
2. are not in default on a federal student loan or have made satisfactory arrangements to repay it,
3. do not owe money back on a federal student grant or have made satisfactory arrangements to repay it,
4. will notify your school if you default on a federal student loan, and
5. will not receive a Federal Pell Grant from more than one school for the same period of time.

By signing this application electronically using your username and password, and/or any other credential or by signing a signature page and mailing it to us, you certify that all of the information you provided is true and complete to the best of your knowledge and you agree, if asked to provide

1. information that will verify the accuracy of your completed form, and
2. U.S. or state income tax forms that you filed or are required to file.

You also certify that you understand that the secretary of education has the authority to verify information reported on your application with the Internal Revenue Service and other federal agencies.

If you sign this application or any document related to the federal student aid programs electronically using a username and password, and/or any other credential, you certify that you are the person identified by the username and password, and/or any other credential and have not disclosed that username and password, and/or any other credential to anyone else. If you purposely give false or misleading information, you may be fined up to \$20,000, sent to prison, or both.

☒ I, Abe Lastname, agree to the terms outlined above.

[Previous](#)

[Sign FAFSA Form](#)



FAFSA Resource Guide

36. The student has successfully completed and signed their portion of the FAFSA. The student CAN NOT sign their parents portion of the FAFSA. The Parent(s) will select “Provide Parent Signature”. If a parent is signing at a separate time, the student will have to log into their FAFSA and it will take them to this page or Parent can sign in with their FSA ID and select “Im a parent”. It will ask for their student’s information and student **save pin**.

/CYCLE2223_APPLICATION/SIGN_SUBMIT/3;direction=previous

Federal Student Aid
U.S. DEPARTMENT OF EDUCATION

SIGN & SUBMIT
Signature Status

i A parent must sign the FAFSA® form. If you're a parent, select "Provide Parent Signature" to sign your child's FAFSA form.

Note: If you're the student and your parent isn't present, select "Save FAFSA Form" and then "Exit FAFSA." Your parent should log in to the FAFSA form using the student's identifiers and the save key to sign and submit your FAFSA form.

Student Signed With FSA ID

Signed With FSA ID

Last Name
Lastname

Date of Birth
11/02/2003

Social Security Number
-----3014

Parent Signature Needed

Unsigned

Provide Parent Signature

[Previous](#)

37. The Parent(s) will agree to the terms and conditions to sign the FAFSA. Click continue

2022–23
FAFSA® Form

[FAFSA Home](#) [Help](#) [Save FAFSA Form](#) [Review FAFSA Form](#) [Resubmit FAFSA Form](#) [Exit FAFSA Form](#)

Student Demographics

School Selection

Dependency Status

Parent Demographics

Parent Financials

Student Financials

Sign & Submit

SIGN & SUBMIT
Read Before Proceeding

By signing this application electronically using your FSA ID (username and password) and/or any other credential or by signing a signature page and mailing it to us, YOU, THE PARENT, certify that all of the information you provided is true and complete to the best of your knowledge and you agree, if asked to provide

1. Information that will verify the accuracy of your completed form, and
2. U.S. or state income tax forms that you filed or are required to file.

You also certify that you understand that the secretary of education has the authority to verify information reported on your application with the Internal Revenue Service and other federal agencies.

If you sign this application or any document related to the federal student aid programs electronically using a username and password, and/or any other credential, you certify that you are the person identified by the username and password, and/or any other credential and have not disclosed that username and password, and/or any other credential to anyone else. If you purposely give false or misleading information, you may be fined up to \$20,000, sent to prison, or both.

☒ I, M Lastname, agree to the terms outlined above.

[Previous](#) [Continue](#)



FAFSA Resource Guide

38. The parent will have to enter their FSA ID to sign the form. Only one parent will have to sign. Once submitted the FAFSA will take a few days to process. The student should receive a confirmation email once all portions have been completed. There are other parent signature options available please see the resources in the additional resource section of this document.

/DEMO/CYCLE2223_APPLICATION/SIGN_SUBMIT/8;direction=next

FAFSA® Form

Student Demographics ✓ School Selection ✓ Dependency Status ✓ Parent Demographics ✓ Parent Financials ✓ Student Financials ✓ Sign & Submit 8

SIGN & SUBMIT
Signature Options

Parent Signature for: Lastname

Date of Birth: 01/01/1970 Social Security Number: ****-1234

Enter the parent's FSA ID.
Do not enter the FSA ID if you are not the parent.

Parent's FSA ID Username, Email Address, or Mobile Number

[Forgot Username](#) [Create an FSA ID](#)

Parent's FSA ID Password

[Show](#) [Forgot Password](#)

[Sign and Submit FAFSA Form](#)

[Return to Signature Status](#) [Other Options to Sign and Submit](#)

/223_APPLICATION/SIGN_SUBMIT/8;direction=next

phics ✓ School Selection ✓ Dependency Status ✓ Parent Demographics ✓ Parent Financials ✓ Student Financials ✓ Sign & Submit 8

SIGN & SUBMIT
Signature Options

Parent Signature for: Lastname

Date of Birth: 01/01/1970 Social Security Number: ****-1234

Other Options to Sign and Submit

We recommend signing electronically with an FSA ID so you don't have to print and mail a signature page or return later to sign this FAFSA form. If you are unable to sign electronically, select another option:

☐ **Sign electronically with my FSA ID**
This is the fastest option. Selecting this option will return you to the "What is your (the parent's) FSA ID?" question.

☐ **Print a signature page**
This option requires that you print and mail your signature page.

☐ **Submit without signatures**
This option allows you to submit this FAFSA form now without your signature, but you will need to return later to sign.

[Previous](#) [Next](#) [Cancel](#) [Save](#)